

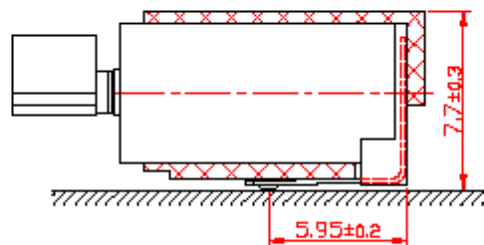


**JinLong Machinery**  
VibratorMotor.com

**KOTL**

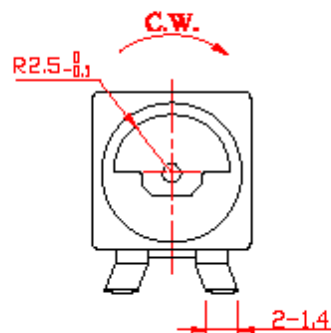
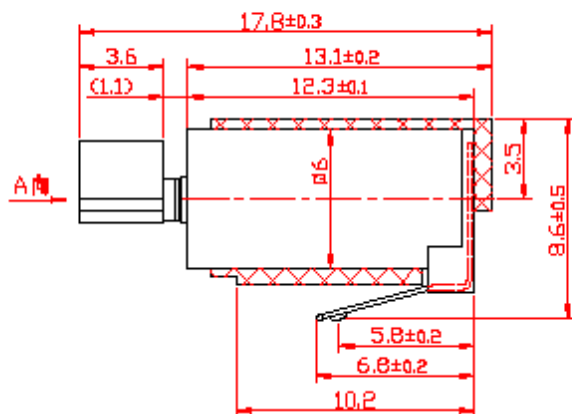
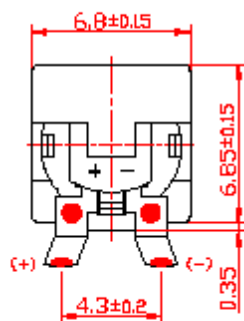
Home | Product Info | About us | Factory tour | ISO Certifications | RoHS Info | Sample Request | Contact us | Email us

**Part No. Z6DH2B1501852**



**Technic requirements**

1. Rated voltage: 3.0V
2. Rated current: 40mA Max
3. Rated speed: 9500 ± 2000 rpm
4. Stall current: 75mA Max
5. Terminal resistance: 50Ω (±20%)
6. Starting voltage: 1.7V Max
7. Shaft end play: 0.05~0.2mm
8. Overall length is measured after counterweight being pressed against body in direction A. (Shaft end play is not included.)
9. Unmarked tolerance: ± 0.1mm



## 1. General scope

1-1 The specifications apply to the coreless cylindrical permanent magnetic micro vibration motor DC model **Z6DH2B1501852**.

## 2. Operating conditions

Items	Specifications	Condition & Remarks	
2-1	Rated voltage	3.0V DC	
2-2	Rated load	Vibration weight	As specified in the outline drawing.
2-3	Rotation	C.W. (clockwise)	
2-4	Motor position	All positions	
2-5	Operating voltage	2.0 ~ 4.0V DC	
2-6	Operating conditions	-30 ~ 70°C, ordinary humidity	No condensation of moisture.

2-7	Storage conditions	-40 ~ 80°C, ordinary humidity	No condensation of moisture.
-----	--------------------	-------------------------------	------------------------------

### 3. Measuring conditions

Items		Specifications	Condition & Remarks
3-1	Temperature	20±2°C	
3-2	Humidity	(63 ~ 67%) RH	
3-3	Motor position	Motor shaft horizontal	Lock the motor in a test fixture.

3-4 All data are based on the measuring conditions: Temperature, 20°C and Humidity, 65% RH. however the ranges of temperature 5•35°C and humidity 45•85%RH are to be applicable as long as no problems.

### 4. Mechanical specifications

Items		Specifications	Condition & Remarks
4-1	Configuration	As specified in outline drawing	Outline drawing No: <b>Z6DH2B1501852.</b>
4-2	Appearance	There shall be no evidence of mechanical damage and shall not have inadequate corrosion, etc.	Visual examination: Inspection carried out on samples.
4-3	Shaft end play	0.05 ~ 0.2mm	
4-4	Holding strength of vibration weight	49N (5kgf) Min	

### 5. Performance and characteristics

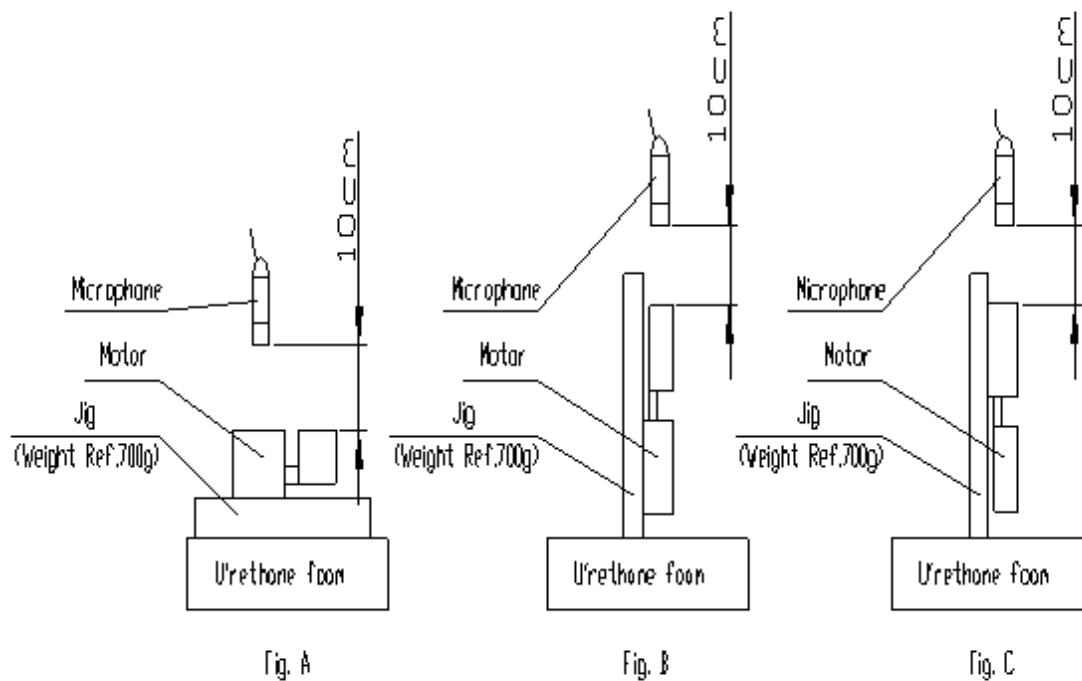
Items		Specifications	Condition & Remarks
5-1	Rated speed	9500±2000rpm	At rated voltage and rated load (vibration weight).
5-2	Rated current	40 mA max	
5-3	Stall current	75 mA max	At rated voltage.
5-4	Starting voltage	1.7V DC max	At rated load (vibration weight) any position of rotor.
5-5	Insulation resistance	1M• min	At DC 100V between Terminal and case.
5-6	Terminal resistance	50 • ( ±20% )	At 20°C.
	Mechanical noise	50db (A) max	

At rated voltage and rated load (vibration weight).

Background noise: 28db (A) max.

Measuring instruments: B & K.

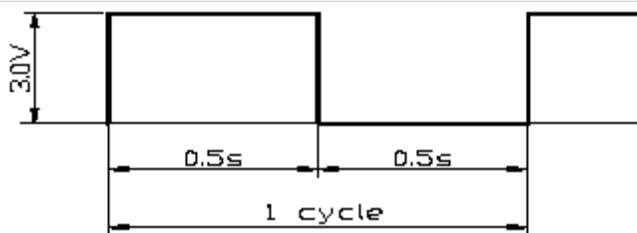
The weight of jig: 700g.



5-7

--	--

## 6. Reliability Test

Items		Standard test conditions		Condition & Remarks
6-1	Life test			After 2 hours exposure in ordinary Motors shall be approved as specified in item 7-1.
		Position	Horizontal	
		Voltage	Rated	
		Load	Weight	
		Temperature	20°C	
		Humidity	65%	
		Life	200,000 (cycles)	
6-2	Low temperature exposure test	Temperature: -40±2°C	Time: 96hrs	After 2 hours exposure in ordinary Motors shall be approved as specified in item 7-2.
6-3	High temperature exposure test	Temperature: 60±2°C	Time: 96hrs	
6-4	High humidity exposure test	Temperature: 60±2°C	Humidity: 90 ~ 95% RH Exposure time: 96hrs No condensation of moisture	



## **8. Caution and Matters**

**8-1** (Please lay the motors carefully in transportation to avoid any serious damage to the motor body or its electric function because of collision.)

**8-2** (Please use the motor according to the instruction of this product specification, or else, it will be bad for motor's life.)

**8-3** (Make arrangement to limit the storage period to 6 months or less. Please do not store motor in high temperature. Low temperature. high humidity environment. Condensation of atmosphere must be avoided in motor usage or opening the packaging of the motor.)

**8-4** (For proper operation. storage and operating environment must not contain corrosive gases. For example H<sub>2</sub>S. SO<sub>2</sub>. NO<sub>2</sub>. CL<sub>2</sub>. etc. In addition storage environment must not have materials that emit corrosive gases especially from silicon. cyanic. formalin and phenol group. In the mechanism or the set. existence of corrosive gases may cause no rotation in motor.)

**8-5** (Please don't stall the shaft for a long time after powering, and not to touch the weight when motor is rotating.)

**8-6** (There should be no sundries (such as grain, fibre, hair, small tape, glue etc.) in the shaft end play.)

[Home](#) | [Product Info](#) | [About us](#) | [Factory tour](#) | [ISO Certifications](#) | [RoHS Info](#) | [Sample Request](#) | [Contact us](#) | [Email us](#)

Copyright 2008 © VibratorMotor.com