

2. Operating conditions

Items	Specifications	Condition & Remarks
2-1	Rated voltage	3.0V DC
2-2	Rated load	Vibration weight
2-3	Rated speed	10,500±2500rpm
2-4	Rotation	C.W. / C.C.W. (clockwise or counter clockwise)
2-5	Motor position	All positions
2-6	Operating voltage	2.0~3.6V DC
2-7	Operating conditions	-30 ~ 70°C, ordinary humidity
2-8	Storage conditions	-40 ~ 80°C, ordinary humidity

3. Measuring conditions

Items	Specifications	Condition & Remarks
3-1	Temperature	20±2°C
3-2	Humidity	(63 ~ 67%) RH
3-3	Motor position	Motor shaft horizontal

3-4 All data are based on the measuring conditions: Temperature, 20°C; Humidity, 65% RH. If any disagreement occurs, such test conditions are available: Temperature, 5~35°C; Humidity, 45 ~ 85% RH.

4. Mechanical specifications

Items	Specifications	Condition & Remarks
4-1	Configuration	As specified in outline drawing
4-2	Appearance	There shall be no evidence of mechanical damage and shall not have inadequate corrosion, etc.
4-3	Shaft end play	0.05 ~ 0.2mm
4-4	Weight of motor	1.23g approx.
4-5	Holding strength of vibration weight	49N (5kgf)

5. Performance and characteristics

Items	Specifications	Condition & Remarks
-------	----------------	---------------------

5-1	Rated speed	10,500±2500rpm	At rated voltage and rated load (vibration weight).
5-2	Rated current	70mA max	
5-3	Stall current	90mA max	At rated voltage.
5-4	Starting voltage	1.7V DC max	At rated load (vibration weight) any position of rotor.
5-5	Insulation resistance	1M• min	At DC 100V between the lead wires and motor body.
5-6	Terminal resistance	41• approx.	At 20°C.
	Mechanical noise	50db (A) max	

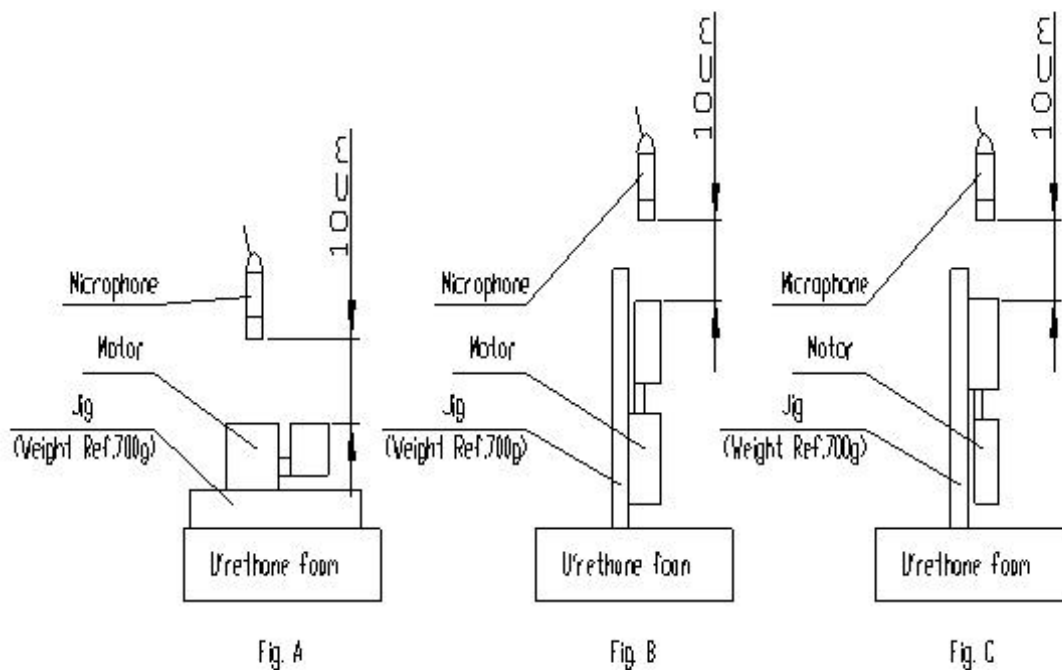
Measured at rated voltage and rated load (vibration weight).

Background noise: 28db (A) max. @ 10cm.

Measuring instruments: B & K.

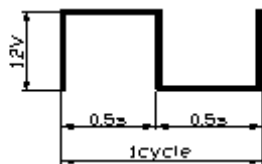
The weight of jig: 700g.

5-7

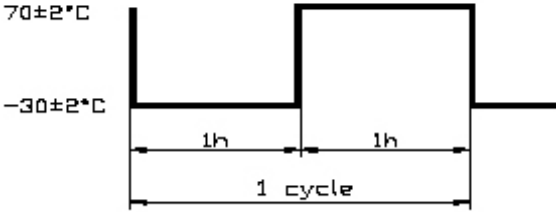


6. Reliability Test

Items	Standard test conditions	Condition & Remarks
-------	--------------------------	---------------------



6-1	Life test	Position	Horizontal	Horizontal	After 2 hours exposure in ordinary Motors shall be approved as specified in item 7-1.
		Voltage	Rated	Rated	
		Load	Vibe weight	Vibe weight	
		Temperature	20°C	40°C	
		Humidity	65%	90%	
		Life (cycles)	200,000	400,000	
		6-2	Low temperature exposure test	Temperature:	
		Time:	24hrs		
6-3	High temperature exposure test	Temperature:	85±2°C		
		Time:	300hrs		After the test motors shall be approved as specified in item 7-2.
6-4	High humidity exposure test	Temperature:	60±2°C		
		Humidity:	90 ~ 95% RH		
		Exposure time:	240hrs		After the test motors shall be approved as specified in item 7-2.
		Dry time:	4hrs		
		No condensation of moisture			
6-5	Vibration test	Displacement:	1.5mm (p-p)		After the test motors shall be approved as specified in item 7-2.
		Frequency:	10 ~ 55Hz		
		Period:	20 Mins log sweep (10 ~ 55 ~ 10Hz)		
		Direction:	x, y, z		
		Time:	Every 2 hours		After the test motors shall be approved as specified in item 7-2.
6-6	Drop test	Set the motor to the approximately 75g (include the motor) weight of block drop the motor on the concrete floor.			
		Height:	1.5 meters		
		Direction:	±x, ±y, ±z		
		Times:	Each 2 times		

6-7	Heat stock test	<p>Test cycle : 20 cycles</p> 	<p>After the test motors shall be approved as specified in item 7-2.</p>
-----	-----------------	---	--

7. Post environmental

Items	Requirements
7-1 Table A	<p>1) Rated speed: Initial data -30% min./ +60% max.</p> <p>2) Rated current: Initial data ± 30% max</p> <p>3) Insulation resistance: 1M• min</p> <p>4) Starting voltage: 2.4V DC max</p> <p>5) Wave of current: No blot wave.</p>
7-2 Table B	<p>1) Rated speed: Initial data -30% min./ +60% max.</p> <p>2) Rated current: Initial data ± 30% max</p> <p>3) Starting voltage: 2.4V DC max</p>

8. Caution and Matters

8-1 Warnings: In a motor near the end its life, or under breakdown conditions, short circuits can develop between commutator segments. Uncontrolled voltage may then leak into the power source circuit. Motors may overheat or fail if run continuously with its rotor locked condition or under excessive loads.

8-2 Destructive atmospheres: Do not use and store the motor in the corrosive gas atmosphere (H²S, SO², NO², Cl², etc.), or substances that can emit toxic gases, such as organic silicon, cyanide, formalin, or phenol compounds. The motor may get serious damages.

8-3 Condensation: Condensation on the electrical circuits can destroy the motor or control circuits. Monitor the environment and undertake measures to prevent condensation, such as installing condensation sensors to cut power when necessary.

8-4 Be aware of the following factors and perform necessary tests to check a motor's ability to adopt with your mechanism and applications: Motor life, electric noise, mechanical noise, vibration, static-electrical noise resistance, power-source noise resistance, drift of rpm, electrical resonance between control circuit and motor, mechanical resonance between subassembly and motor malfunction due to motor noise, electrical magnetic interference, malfunction due to

magnetic flux leakage, destruction due to lightning-related power surge, grounding.

8-5 Some particular plastic materials can crack and fail after exposure to motor bearing oil. Perform test the motor in/on the subassembly to check the influence of the oiled plastic parts.

8-6 Avoid connecting a serial resistor to the motor if at all possible, as this can negatively affect reliability. If this is unavoidable, keep resistance as low as possible and test thoroughly for reliability before using.

8-7 When testing for UL, CSA or other safety standards, apply for approval for the entire subassembly.

8-8 Do not store motors under conditions of extreme temperatures or high humidity, or for longer than six months even room conditions. When removing out of packaging after storage, take precautions to prevent condensation.

8-9 Connections: Complete soldering operations within three seconds to prevent damage to leads and terminals. Make sure that the soldering tip does not exceed 350°C. Be gentle with terminals; dents or pressure on them can lock up the motor.

8-10 Please consults us in advance when design considerations call for forcefully stalling the motor using a short circuit at the terminal or reverse voltage. Such operations can shorten product life.

[Home](#) | [Product Info](#) | [About us](#) | [Factory tour](#) | [ISO Certifications](#) | [RoHS Info](#) | [Sample Request](#) | [Contact us](#)

Copyright 2010 © VibratorMotor.com